

# Reactions of Alkanediazotic Acids at Near Neutral and Basic pH in [ $^{18}\text{O}$ ]H $_2\text{O}$

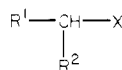
Barry Gold,\* Ashok Deshpande, Wendy Linder, and Lance Hines

Contribution from the Eppley Institute for Research in Cancer and Allied Diseases, University of Nebraska Medical Center, Omaha, Nebraska 68105. Received June 14, 1983.

Revised Manuscript Received October 17, 1983

**Abstract:** The reactions of propane-1-diazotic acid (**1**) and optically pure (*S*)-1-phenylethanediazotic acid (**2**) are investigated in [ $^{18}\text{O}$ ]H $_2\text{O}$  at near neutral (pH 7.0–8.5) and basic (pH >14) conditions. At near neutral pH, **1** yielded 1- and 2-PrOH (2:1), with both alcohols showing complete incorporation of  $^{18}\text{O}$  from solvent. In the presence of NaN $_3$  the isomeric ratios of azides and alcohols were independent of the [N $_3^-$ ]. The ratio of PrN $_3$  to PrOH is linearly related to [N $_3^-$ ]/[H $_2\text{O}$ ] for both primary and secondary products. In basic medium, **1** yields the same isomeric propanol ratio, but both alcohols contain significant and similar amounts of  $^{16}\text{O}$  label. **2** in pH 8.5 buffer gives 1-phenylethanol with 20% net inversion and containing ~4%  $^{16}\text{O}$ -labeled conservation product. In contrast the ethanolysis of **2** in a basic environment yields 29% conservation (alcohol) product and the overall stereochemistry of conservation and exchange (ether) products is 1% net inversion. These results indicate that the extent of  $^{16}\text{O}$  conservation is not dependent on structure, but rather on the degree of proton-transfer-mediated equilibration of the original  $^{16}\text{OH}$  counteranion with [ $^{18}\text{O}$ ]H $_2\text{O}$ , prior to C–N bond cleavage. It is also apparent that a nitrogen-separated ion pair, formed in a two-step process, is responsible for the high yield of rearrangement product, while the stereochemical outcome is determined at the ion-pair stage after nitrogen extrusion.

Metabolic activation of carcinogenic dialkylnitrosamines into electrophiles is known to be mediated by formation of alkanediazotic acid intermediates that eventually yield covalent alkylation adducts of DNA.<sup>1–8</sup> The generation and reaction of alkanediazotic acids by diazotization of primary amines and by hydrolysis of  $\alpha$ -acyl-*N*-alkyl nitrosamines have been intensely studied,<sup>9</sup> although the description of the transient intermediate(s) and the mechanisms by which it (they) affords products are still debated.<sup>10,11</sup> In the present study, which describes the hydrolysis of propane-1-diazotic acid (**1**) and optically active (*S*)-1-phenylethanediazotic acid (**2**),



**1**, R<sup>1</sup> = CH $_3$ CH $_2$ ; R<sup>2</sup> = H; X = N=NOH

**2**, R<sup>1</sup> = Ph; R<sup>2</sup> = CH $_3$ ; X = N=NOH

**3**, R<sup>1</sup> = CH $_3$ CH $_2$ ; R<sup>2</sup> = H; X = N(NO)CH $_2$ OAc

**4**, R<sup>1</sup> = CH $_3$ CH $_2$ ; R<sup>2</sup> = H; X = N(NO)CO $_2$ CH $_3$

**5**, R<sup>1</sup> = CH $_3$ CH $_2$ ; R<sup>2</sup> = H; X = N=NO $^-$ K $^+$

**6**, R<sup>1</sup> = Ph; R<sup>2</sup> = CH $_3$ ; X = N(NO)CO $_2$ CH $_2$ CH $_3$

**7**, R<sup>1</sup> = CH $_3$ CH $_2$ ; R<sup>2</sup> = H; X = NH $_2$

**8**, R<sup>1</sup> = Ph; R<sup>2</sup> = CH $_3$ ; X = N=NO $^-$ K $^+$

**9**, R<sup>1</sup> = CH $_3$ CH $_2$ ; R<sup>2</sup> = H; X = N(NO)COPh

**10**, R<sup>1</sup> = CH $_3$ CH $_2$ CH $_2$ ; R<sup>2</sup> =  $^2\text{H}$ ; X = NH $_2$

our primary interest is in understanding the mechanism of product

(1) Druckrey, H.; Preussmann, R.; Schmähl, D.; Müller, M. *Naturwissenschaften* **1961**, *48*, 134–135.

(2) Heath, D. F. *Biochem. J.* **1962**, *85*, 72–75.

(3) Magee, P. N.; Nicoll, J. W.; Pegg, A. E.; Swann, P. F. *Trans. Biochem. Soc.* **1975**, *3*, 62–65.

(4) Park, K. K.; Wishnok, J. S. P.; Archer, M. C. *Chem.-Biol. Interact.* **1977**, *18*, 349–354.

(5) Hecht, S. S.; Chen, C. B.; Hoffmann, D. *Cancer Res.* **1978**, *38*, 215–218.

(6) Gold, B.; Linder, W. B. *J. Am. Chem. Soc.* **1979**, *101*, 6772–6773.

(7) Park, K. K.; Archer, M. C.; Wishnok, J. S. P. *Chem.-Biol. Interact.* **1980**, *29*, 139–144.

(8) Kroeger-Koepke, M. B.; Koepke, S. R.; McClusky, G. A.; Magee, P. N.; Michejda, C. J. *Proc. Natl. Acad. Sci., U.S.A.* **1981**, *78*, 6489–6493.

(9) For review, see: (a) White, E. H.; Woodcock, D. J. In "The Chemistry of the Amino Group"; Patai, S., Ed.; Wiley-Interscience: New York, 1968; pp 440–483. (b) Keating, J. T.; Skell, P. S. In "Carbonium Ions"; Olah, G. A., Schleyer, P. v. R., Eds.; Wiley-Interscience: New York, 1970; Vol. 2, pp 573–653. (c) Friedman, L. In "Carbonium Ions"; Olah, G. A., Schleyer, P. v. R., Eds.; Wiley-Interscience: New York, 1970; Vol. 2, pp 655–713. Kirmse, W. *Angew. Chem.* **1976**, *88*, 273–283.

Table I. Deamination of 1-Propylamine (**7**) and Hydrolysis of (1-Acetoxypropyl)propyl nitrosamine (**3**), Methyl *n*-Propyl nitrosocarbamate (**4**), and Potassium Propane-1-diazotate (**5**) in [ $^{18}\text{O}$ ]H $_2\text{O}$

entry	compd	reaction conditions <sup>a</sup>	atom % [ $^{18}\text{O}$ ]-H $_2\text{O}$ used	atom % $^{18}\text{O}$ <sup>b</sup>		product (1-PrOH:2-PrOH) <sup>c</sup>
				1-PrOH	2-PrOH	
1	7	A	19.4	19.2 ± 0.7	19.3 ± 1.2	67.33
2	3	B	48.0	48.0 ± 3.0	47.0 ± 2.6	67.33
3	3	C	45.2	45.1 ± 1.2	45.0 ± 0.9	65.35
4	4	B	48.0	48.2 ± 1.3	47.7 ± 1.0	65.35
5	5	D	19.4	19.5 ± 1.4	19.0 ± 0.9	61.39
6	5	E	97.0	61.0 ± 1.0	62.1 ± 1.9	66.34 <sup>d</sup>

<sup>a</sup> A, deamination carried out at pH 7.0 using nitrosylpentacyanoferrate(III); B, hydrolysis carried out at pH 8.0 in 0.1 M sodium phosphate buffer; C, hydrolysis carried out at pH 7.0 in 0.1 M sodium phosphate buffer in the presence of 60 units of porcine liver esterase (Sigma Type I); D, hydrolysis carried out at pH 7.0; E, hydrolysis carried out under basic conditions (pH >14). <sup>b</sup> Determined by GLC-MS. <sup>c</sup> Determined by GLC. <sup>d</sup> Corrected for diazoalkane-derived product.

formation under near physiological conditions.

Previously, it has been suggested, in part on the basis of differences in the extent of anion conservation, that the reactions of primary and secondary alkanediazotic acids differ, in that the former involve alkane diazonium ions, while the latter react via nitrogen-separated ion pairs.<sup>10</sup> However, the studies described herein indicate that in [ $^{18}\text{O}$ ]H $_2\text{O}$  inclusion of the original  $^{16}\text{OH}$ -counterion in the transition state, as evidenced by formation of significant alcohol product containing the original counterion, is related to the pH of the reaction medium and not to the structure, as previously proposed. The key intermediate in the skeletal rearrangement process is a nitrogen-separated ion pair. However product stereochemistry is controlled at the ion pair level after nitrogen extrusion.

## Experimental Section

Nitrosylpentacyanoferrate(III) was obtained from Kodak Chemicals and porcine liver esterase Type I from Sigma Chemical Co. (1-Acetoxypropyl)propyl nitrosamine (**3**) was prepared by the method of Wiesler<sup>12</sup> and methyl propyl nitrosocarbamate **4** by nitrosation of methyl *N*-propyl carbamate with N $_2$ O $_4$ .<sup>13</sup> Diazotate **5** and ethyl [(*S*)-1-phenylethyl] nitrosocarbamate (**6**) were synthesized as described by Moss

(10) See discussion in: Southam, R. M.; Whiting, M. C. *J. Chem. Soc., Perkin Trans. 2* **1982**, 597–603.

(11) Ford, G. P.; Scribner, J. D. *J. Am. Chem. Soc.* **1983**, *105*, 349–354.

(12) Wiesler, M. *Angew. Chem.* **1974**, *86*, 817–818.

(13) White, E. H. *J. Am. Chem. Soc.* **1955**, *77*, 6008–6010.

Table II. Hydrolysis of Methyl 1-Propylnitrosocarbamate (4) and Potassium Propane-1-diazotate (5) in the Presence of Sodium Azide

compd	[N <sub>3</sub> <sup>-</sup> ]/[H <sub>2</sub> O]	product yields, % <sup>a</sup>				product ratios × 10 <sup>2</sup>				
		PrOH		PrN <sub>3</sub>		2-PrOH/ 1-PrOH	2-PrN <sub>3</sub> / 1-PrN <sub>3</sub>	PrN <sub>3</sub> / PrOH	1-PrN <sub>3</sub> / 1-PrOH	2-PrN <sub>3</sub> / 2-PrOH
		1-PrOH	2-PrOH	1-PrN <sub>3</sub>	2-PrN <sub>3</sub>					
4 <sup>b</sup>	4.0 × 10 <sup>-4</sup>	39.7 <sup>q</sup>	19.1	1.6	0.2	0.48	0.13	2.9	4.0	1.1
4 <sup>b</sup>	2.1 × 10 <sup>-3</sup>	43.6	21.0	2.6	0.6	0.48	0.23	5.0	6.0	2.9
4 <sup>b</sup>	1.0 × 10 <sup>-2</sup>	32.9	19.3	4.5	0.9	0.59	0.20	10.3	13.7	4.7
4 <sup>b</sup>	5.4 × 10 <sup>-2</sup>	24.9	11.8	6.7	1.0	0.47	0.15	21.0	26.9	8.5
5 <sup>c</sup>	2.1 × 10 <sup>-3</sup>	23.3 <sup>d</sup>	11.2	0.2	0.03	0.48	0.15	0.7	0.9	0.3

<sup>a</sup> Yields determined by GLC (see Experimental Section). <sup>b</sup> Hydrolysis conditions: 0.1 M (pH 8.0) sodium phosphate buffer. <sup>c</sup> Hydrolysis carried out under basic conditions: 2 equiv of KO-*t*-Bu used in the synthesis of 5. <sup>d</sup> Corrected for diazoalkane-derived products (~16%).

and Lane<sup>14</sup> with certain modifications (vide infra). The potassium *tert*-butoxide was sublimed and the diethyl ether dried over and distilled from sodium immediately before use.

GC-MS analyses of products employed a Bendix model 2200 gas chromatograph attached to an AEI MS902 mass spectrometer. The GC column, 0.1% SP1000 on Carbowax C (Supelco), was operated at 40 °C with a helium flow rate of 15 cm<sup>3</sup>/min. Resolving power was approximately 1000. Spectra were scanned repetitively at 2 s/decade with a 4-s cycle time. Sample volumes were adjusted to keep water elution constant during elution of alcohol peaks to insure a constant degree of ion beam suppression, while individual components entered the ion source.

[<sup>18</sup>O]H<sub>2</sub>O (Merck, Sharp and Dohme, Canada Ltd.) was stored and used in a N<sub>2</sub>-purged glovebox desiccated with P<sub>2</sub>O<sub>5</sub>. The <sup>18</sup>O atom percent of the [<sup>18</sup>O]H<sub>2</sub>O was periodically analyzed by determining the <sup>18</sup>O incorporation into propanal under conditions identical with those described for the hydrolysis of 3 and 4 (vide infra). Mass spectral determination of the atom percent <sup>18</sup>O in the propanal relied upon analysis of *m/z* 58 relative to *m/z* 60. This value is used in Table I for the "atom percent [<sup>18</sup>O]H<sub>2</sub>O used" and corrects for any potential isotope dilution resulting from oxygen exchange with the phosphate buffer.

**1-Propyl Studies.** The deamination and hydrolysis studies were carried out on ~50 mM scale in 0.1 M sodium phosphate-buffered [<sup>18</sup>O]H<sub>2</sub>O (pH specified in Table I) at 25 °C. The alcohol products were purified by microdistillation of the reaction solution and then analyzed by GC (Carbowax C/0.1% SP-1000). Control experiments to determine alcohol stabilities and recoveries were carried out, and reported product ratios are corrected. For isotope studies the GC-MS system was used to monitor the following ions (isotope): 1-propanol—*m/z* 33 (<sup>18</sup>O), *m/z* 32 (<sup>2</sup>H), and *m/z* 31 (<sup>16</sup>O)—2-propanol—*m/z* 47 (<sup>18</sup>O), *m/z* 46 (<sup>2</sup>H), and *m/z* 45 (<sup>16</sup>O).

For the hydrolysis studies in [<sup>2</sup>H]H<sub>2</sub>O the buffer was repeatedly dissolved in [<sup>2</sup>H]H<sub>2</sub>O and concentrated in vacuo to replace <sup>1</sup>H with <sup>2</sup>H.

In the hydrolysis of 5, the *tert*-butyl alcohol product was monitored by GC to provide quantitation of excess KO-*t*-Bu present prior to hydrolysis. A byproduct was observed in the hydrolysis of 5 that was identical with methyl propylcarbamate by GC-MS and <sup>1</sup>H NMR.

Reaction studies using sodium azide were analyzed directly by GC (Carbowax C/0.1% SP-1000) without prior distillation. The 1- and 2-propanol and 1- and 2-propyl azide<sup>15</sup> products were quantitated by using a HP 3380A recording integrator. No attempt was made to analyze for propene.

**1-Phenylethyl Studies.** The hydrolysis of 6 (1.25 μmol) was carried out at pH 8.5 (0.01 M sodium phosphate) in 1 mL of 91.6 atom % [<sup>18</sup>O]H<sub>2</sub>O at 25 °C. The 1-phenylethanol product (~90% yield) was then reacted with (*R*)-(-)- $\alpha$ -methoxy- $\alpha$ -(trifluoromethyl)phenylacetyl chloride<sup>16</sup> to afford a mixture of diastereomers. The *R,R* and *R,S* diastereomers were separated and quantitated by HPLC (column Ultrasphere ODS, 5 μm; solvent, methanol/water, 66:34; column temp 30 °C). On the basis of integration of peak areas (HP-3380A Recording Integrator), the 1-phenylethanol was formed with ~20% net inversion. The separated diastereomers<sup>17</sup> were analyzed by high-resolution chemical-ionization MS (AEI-Kratos MS-50) for the ratio of <sup>16</sup>O (*m/z* 339) to <sup>18</sup>O (*m/z* 341).

## Results

The results of the deamination of 1-propylamine (7) by nitrosylpentacyanoferrate(III)<sup>18</sup> and the hydrolyses of (1-acetoxy-

propyl)propylnitrosamine (3), methyl propylnitrosocarbamate (4), and potassium propane-1-diazotate (5) appear in Table I. The deamination of 1 in [<sup>18</sup>O]H<sub>2</sub>O affords 1- and 2-propanol in a ~2:1 ratio with complete incorporation of the <sup>18</sup>O label. Control experiments in [<sup>18</sup>O]H<sub>2</sub>O demonstrate the structural and isotopic stability of the two alcohols to the reaction and isolation conditions. To determine that there is no rapid incorporation of <sup>18</sup>O label into the nitrosyl ligand prior to nitrosation, pyrrolidine was treated with nitrosylpentacyanoferrate(III) in [<sup>18</sup>O]H<sub>2</sub>O under conditions identical with those used in the deamination of 7. The *N*-nitrosopyrrolidine isolated (48% yield) contained no <sup>18</sup>O, indicating that the <sup>18</sup>O found in the isomeric propanols is incorporated from solvent after decomposition of the intermediate primary nitrosamine. When the deamination was carried out in [<sup>2</sup>H]H<sub>2</sub>O no <sup>2</sup>H incorporation into the propyl chain was detected, signifying the absence of a diazoalkane to alcohol pathway at neutral pH.

The other entries in Table I show that the hydrolyses of 3, with or without esterase catalysis, and 4 yielded results identical with the diazotization of 7. There was no evidence for diazoalkane-derived products when reactions were run in [<sup>2</sup>H]H<sub>2</sub>O. Recovery experiments with 3 and 4 showed no solvent exchange of <sup>18</sup>O into the compounds prior to their hydrolysis.

Diazotate 5 was synthesized by treating 4 in anhydrous ether at ~-30 °C with sublimed potassium *tert*-butoxide.<sup>14</sup> Either 1 or 2 M equiv of butoxide (based on 4) were used. After 30 min the ether solvent, unreacted 4 and any volatile products, such as alkyl carbonates and alcohols, were removed by concentration of the reaction mixture at -5 °C (10<sup>-2</sup> mmHg) to afford a white solid residue. Since 4 is fairly volatile, it is readily removed under vacuum (-5 °C, 10<sup>-2</sup> mmHg), and therefore all products from the subsequent addition of between 0.5 and 1.0 mL of buffered [<sup>18</sup>O]H<sub>2</sub>O (0.1 M phosphate, pH 7.0) are derived exclusively from 5. When 2 equiv of butoxide are used, the residue that is quenched contains ~1 equiv (0.5 mmol) of unreacted *tert*-butoxide, which was quantitated by GC analysis of *t*-BuOH after hydrolysis. If the base completely dissolved in the added water prior to protonation of 5, the alkanediazotic acid would be hydrolyzed in a medium that is 0.5–1.0 M in <sup>18</sup>OH<sup>-</sup>. In the presence of ~1 equiv of excess *tert*-butoxide the hydrolysis of 5 involves significant amounts of diazoalkane intermediate, as indicated by the 16.0 ± 1.3% <sup>2</sup>H incorporation into 1-propanol when the reaction is carried out in [<sup>2</sup>H]H<sub>2</sub>O. When the 1- to 2-propanol ratio is corrected for the diazoalkane pathway, the results do not differ significantly from those reactions at near neutral pH.

A side reaction in the synthesis of 5 is formation of the anion of methyl propylcarbamate, the structure of which after hydrolysis is indicated by <sup>1</sup>H NMR and GC-MS. The denitrosated 4 is not observed in the pH 8.0 hydrolysis of 4.

The hydrolysis of 5 at near neutral pH is also identical with the deamination of 7 in terms of product ratio, percent <sup>18</sup>O incorporation and lack of a diazoalkane intermediate. The hydrolysis of 5 under basic conditions is unique from the other entries in Table I, in that significant amounts of both alcohols contain oxygen not derived from <sup>18</sup>O solvent. An important observation is that the <sup>18</sup>O incorporation into the two isomeric alcohols is identical for all the reactions listed in Table I.

(14) Moss, R. A.; Lane, S. M. *J. Am. Chem. Soc.* **1967**, *89*, 5655–5660.

(15) Lieber, E.; Chao, T. S.; Ramachandra, R. *J. Org. Chem.* **1957**, *22*, 238–240.

(16) Dale, J. A.; Dull, D. L.; Mosher, H. S. *J. Org. Chem.* **1969**, *34*, 2543–2549. Hub, L.; Mosher, H. S. *Ibid.* **1970**, *35*, 3691–3694.

(17) Authentic diastereomers were prepared from optically pure (*R*)-(+)- and (*S*)-(-)-1-phenylethanol (Burwell, R. L., Jr.; Shields, A. D.; Hart, H. J. *Am. Chem. Soc.* **1954**, *76*, 908–909).

(18) Maltz, H.; Grant, M. A.; Navaroli, M. *J. Org. Chem.* **1971**, *36*, 363–364.

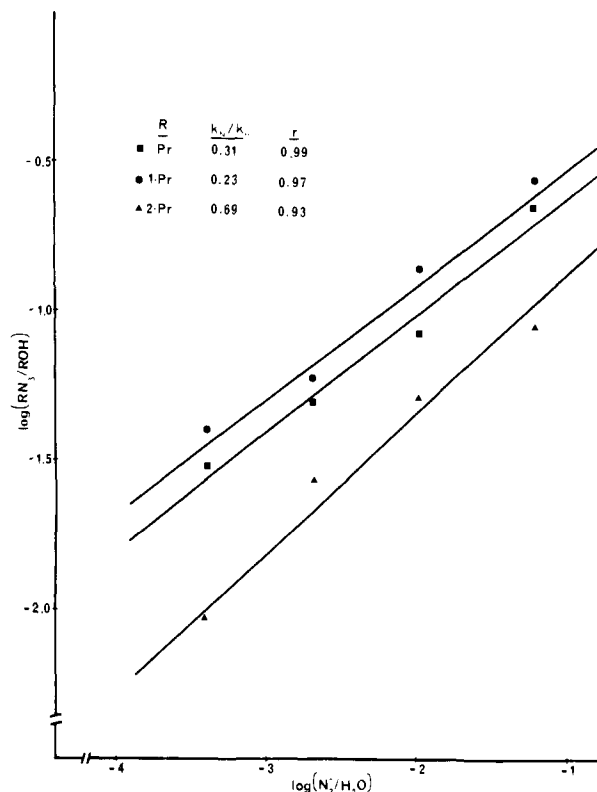


Figure 1. log-log plot of propyl azide/propanol ratio dependence on  $[N_3^-]$ . Nonlogarithmic values of  $k_N/k_H$  are shown with the corresponding correlation coefficients ( $r$ ).

The results of the hydrolysis of **4** and **5** in the presence of sodium azide are shown in Table II. The ratios of isomeric alcohols and azides are not affected by increases in  $[N_3^-]$ , and the former is identical with that seen in the absence of azide (Table I). From Table II and Figure 1 (log-log plot), it is evident that the ratio of total azide to total alcohol is linearly related to  $[N_3^-]/[H_2O]$ . This is true for both the primary and secondary products (Figure 1), although  $k_N/k_H$  (Figure 1) is nearly double for the secondary products. Azide does not affect the alcohol product yields when **5** is hydrolyzed under basic conditions, after correction for diazoalkane formation. However, the yield of alkyl azides from **5** is ~10-fold less than that detected in the hydrolyses of **4** at pH 8.0. The low levels of alkyl azide isomers, coupled with the limits of our analytical precision, do not allow us to comment on whether the observed isomeric azide ratio decreases under the basic hydrolysis conditions that afford significant diazoalkanes. If there is a change in the isomeric azide ratio, it must be relatively small.

The results of the hydrolysis of **6** in  $[^{18}O]H_2O$  at pH 8.5 appear in Table III. In a previous large-scale hydrolysis of **6** using identical conditions, the isolated yield of 1-phenylethanol product was 90% and the polarimetrically determined stereochemistry showed alcohol to be formed with 28.6% net inversion.<sup>6</sup> This compares to the presently reported 20.2% inversion determined by HPLC quantitation of the (*R*)-(+)- $\alpha$ -methoxy- $\alpha$ -(trifluoromethyl)phenylacetate diastereomeric derivatives. Recovery experiments demonstrate the stereochemical stability of the 1-phenylethanol under reaction conditions and the absence of  $^{18}O$  incorporation from solvent into **6** prior to product formation. When the reaction was carried out in  $[^2H]H_2O$ , no significant  $^2H$  was found in the alcohol product, indicating that diazoalkane was not an important alcohol precursor.

For comparison, the results reported by Moss and Landon for the ethanolysis of potassium (*S*)-(-)-1-phenylethanediazotate (**8**) in the presence of ~1 equiv of *t*-BuO<sup>-</sup> are also listed in Table III.<sup>19</sup> The ether and alcohol formed in the solvolysis of **8** correspond to  $R^{18}OH$  and  $R^{16}OH$ , respectively, from the hydrolysis

Table III. Hydrolysis<sup>a</sup> of Ethyl [(*S*)-(-)-1-Phenylethyl]-nitrosocarbamate (**6**) in  $[^{18}O]H_2O$  and Ethanolysis of Potassium (*S*)-(-)-1-Phenylethanediazotate (**8**)

compd	$R^{16}OH^d(OH)^e$			$R^{18}OH^d(OEt)^e$		
	yield, <sup>f</sup> %	stereochemistry, %		yield, <sup>f</sup> %	stereochemistry, %	
		reten- tion	inver- sion		reten- tion	inver- sion
6	4	62	38	96	39	61
8	29	87	13	71	35	65

<sup>a</sup> Hydrolysis at pH 8.5 (0.01 M sodium phosphate buffer) in 91.6 atom %  $[^{18}O]H_2O$ . <sup>b</sup> Ethanolysis carried out in the presence of 1 equiv of KO-*t*-Bu.<sup>19</sup> <sup>c</sup> R = 1-phenylethyl. <sup>d</sup> Product from 1. <sup>e</sup> Product from 2. <sup>f</sup> Yields are normalized to 100%; actual alcohol yield from 1 is ~90%;<sup>8</sup> actual alcohol and ether yield from 2 is 61%.<sup>19</sup>

of **6**. No attempt to analyze for styrene was made in the present experiment, although the yield must be  $\leq 10\%$ .<sup>6</sup> Under basic conditions **8** afforded 17.6% olefin.<sup>19</sup> The stereochemistry of  $R^{18}OH$  and ROEt exchange<sup>20</sup> products from **6** and **8** does not differ significantly, although the yields do. The difference in exchange yield is accounted for by the reverse trend in the  $R^{16}OH$  and ROH conservation<sup>20</sup> products. The retention of stereochemistry of the conservation products from **6** is ~33% of that from **8**.

## Discussion

**Hydrolysis of Propyl Series. Hydrolysis at Neutral pH.** The results in Table I (entries 1–5) indicate that at near neutral pH the products, and presumably the processes involved in their formation, are virtually identical, regardless of the propane-1-diazotic acid precursor used. The ratio of isomeric propanols is quite similar to that reported by Huisgen and Rüdhardt for the thermal decomposition of *N*-nitroso-*N*-*n*-propylbenzamide (**9**) in DMF- $H_2O$  and for the nitrosative deamination of **7** at 0 °C in the same solvent system.<sup>21</sup> In contrast to our studies at neutral pH in which no conservative capture of the original counterion ( $^{16}OH^-$ ) is observed, these authors detected, from the decomposition of **9**, 9% benzoate esters, which contain 9% of the *iso*-propyl isomer. The differences between the thermolysis of **9** and the hydrolysis reactions at near neutral pH will be discussed below.

The failure to detect any alcohol product derived from conservative return of the  $^{16}OH^-$  counterion at physiological pH is consistent with the ionization (i) (see Scheme I) of **1** to afford a propane-1-diazonium ion pair (a) that has a sufficient lifetime to become solvent separated (v) from the  $^{16}OH^-$  gegenion, prior to any significant product formation. Ionization of **1** to a nitrogen-separated ion pair (b), by either a concerted (ii) or two-step process (i + iii), would yield  $[^{16}O]$ propanol from capture of the proximate  $^{16}OH^-$  counterion by the highly reactive primary cation. It is also unlikely that free cations (e) are important in aqueous solution because of the strong stabilizing effect of solvation.<sup>22,23</sup>

A bimolecular backside displacement (xix) by solvent on diazonium intermediates a, d, g, and/or h could yield 1-Pr $^{18}OH$ , and such a concerted process has been suggested to account, in part, for the 33% net inversion reported for the  $[1-^2H]$ -1-butyl

(20) The following nomenclature is used: external product results from attack by solvent or nucleophile dissolved in solvent on carbocation, no mechanistic or stereochemical implications are involved; internal product results from reaction of carbocation and anion within a nitrogen-separated or "regular" ion pair; exchange product contains counteranion derived from solvent; conservation product contains counteranion that was in the original alkane diazotic acid intermediate.

(21) Huisgen, R.; Rüdhardt, C. *Justus Liebigs Ann. Chem.* **1956**, 601, 1–18.

(22) For review, see: Bethell, D.; Gold, V. "Carbonium Ions An Introduction"; Academic Press: New York, 1967; pp 139–148. Bethell, D. In "Reactive Intermediates"; Jones, M., Jr.; Moss, R. A., Eds.; Wiley-Interscience: New York, 1978; Vol. 1; pp 131–135.

(23) Other evidence minimizing the significance of free carbonium ions may be found in: White, E. H.; Stuber, J. E. *J. Am. Chem. Soc.* **1963**, 85, 2168–2170. Reference 9a.



of some internal return product (benzoate ester) in the thermolysis of **9** in DMF/H<sub>2</sub>O<sup>21</sup> is also consistent with sluggish proton transfer from the weak acid (H<sub>2</sub>O solvent) to the benzoate counterion.<sup>39</sup> Moss et al. have also noted a greater integrity of nitrogen-separated ion pairs derived from octane-2-diazotic acids in basic as compared to acidic solution.<sup>14,40</sup> The ~10-fold decrease in the yield of total alkyl azide in base (Table II) is also consistent with the cohesiveness of species **b** in the basic medium that prevents azide from replacing <sup>16</sup>OH<sup>-</sup> in species **b** and **c**.<sup>41</sup> Although there is a decrease in azide products, the isomeric azide ratio is essentially unaltered,<sup>42</sup> which again indicates that all product formation occurs after rearrangement and that a concerted displacement by nucleophile is not involved. As suggested for the neutral reactions, it is likely that **b** and **c** collapse by nitrogen extrusion to the corresponding counterion pairs prior to product formation. The "tightness" or "looseness" of these ion pairs will be affected by the solvent and pH<sup>43</sup> in much the same fashion as will **b** and **c**.

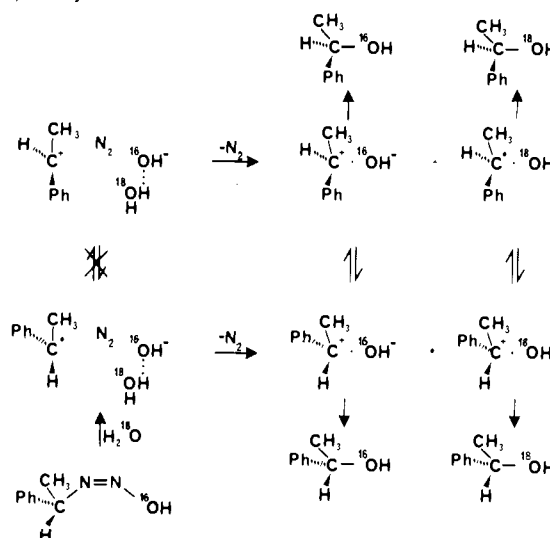
**Hydrolysis of the 1-Phenylethane Series.** There are two basic differences between the hydrolysis of **6** and ethanolysis of **8**: the yield and the stereochemistry of products derived from conservation of the original anion (<sup>16</sup>OH or OH). There also exists one similarity: the stereochemistry of the exchange product.

In regard to the increased yield of conservation product from **8**, the integrity of nitrogen-separated ion pair was demonstrated to be enhanced in an environment that retards proton transfer from solvent to the OH<sup>-</sup> counterion, i.e., very basic aqueous or non-hydroxylic media.<sup>14,40</sup> The effect of this increased integrity has been discussed above.

Alkanediazonium ions were suggested to be central in the chemistry of primary alkanediazotic acids.<sup>10,21,24</sup> Prime evidence for this conclusion is the failure to find significant amounts of product resulting from conservation of the original counteranion. In comparing the results in Table III and those for the propyl analogue (Table I), the similarity in the degree of conservative return in basic medium is rather striking (29% and 34%, respectively), despite the difference in the alkyl group structure (1-phenylethyl vs. 1-propyl). Another example of the insensitivity of the exchange/conservation partitioning to the structure of the alkyl group is the hydrolysis of potassium octane-2-diazotate in [<sup>18</sup>O]H<sub>2</sub>O.<sup>14,40</sup> The 27% conservation product formed is within experimental error of the values for the propyl and 1-phenylethyl studies.

Although the rapid exchange of solvent into the counteranion position at near neutral conditions prior to C-N bond ionization would account for the low yield of <sup>16</sup>O alcohol from **6**, the stereochemistry of conservative counterion capture would still be expected to yield predominantly retention product via internal "frontside"<sup>44,45</sup> capture, as is the case for **8**. However, the stereochemistry of conservation product from **6** and **8** is 24% and 73% net retention, respectively. The overall stereochemistry of alcohol products from **6** is 20% net inversion, as compared to ~1% net inversion of alcohol and ether products from **8**. Clearly the process that would formally be considered an internal "frontside" attack (Scheme II) by counterion or solvent decreases at near neutral

Scheme II. Proposed Pathway for the Hydrolysis of (*S*)-(-)-Phenylethane Diazotic Acid<sup>a</sup>



<sup>a</sup> The ratio of <sup>16</sup>O/<sup>18</sup>O products is dependent on pH. For simplicity, attack by solvent outside of nitrogen-separated ion pair has been omitted.

pH. Alternatively, the situation can reflect an increase in external "backside" attack by counterion or solvent; however, this process should prevail in the more nucleophilic environment (EtO<sup>-</sup> vs. H<sub>2</sub>O),<sup>46</sup> and this is not the case (Table III). Analogously, addition of NaOAc to the deamination reaction of *trans,trans*-2-decalylamine in HOAc-H<sub>2</sub>O does not affect the ratio of acetate to alcohol product or change the stereochemistry of the products.<sup>43,47</sup> Also the yield and stereochemistry of 2-octanol formed from the hydrolysis of optically active octane-2-diazotate were not affected by adding substantial amounts of NaN<sub>3</sub>, and the octyl azide yield reflected a statistical reaction.<sup>14,40</sup> Therefore an increase in "backside" displacement by external nucleophile in the reaction of **6** can be ruled out.<sup>48</sup>

The remaining alternative is that there is a decrease in retention from internal attack in neutral medium. Internal attack can yield retention product by "frontside" collapse or inversion product by cation rotation followed by "frontside" attack (Scheme II). These retention and inversion processes are competitive, in that as the lifetime of R<sup>+</sup> increases (either within a nitrogen-separated ion pair or ion pair) cation rotation will increase to the extent that any internal attack will afford racemized products. The influence of solvent on this intramolecular mode of inversion and retention has been discussed by Cohen et al. in their studies of the deamination of *trans,trans*- and *trans,cis*-1-decalylamines in water, dioxane, and sulfolane, each containing various amounts of HOAc.<sup>43</sup> Intramolecular inversion is thought to be accelerated in proton-donating solvents as a result of ion pair unpairing. In the case of decalylamines, this equilibrium results in preferential formation of the thermodynamically more stable equatorial product. In the 1-phenylethyl series, the enantiomeric alcohols are energetically equivalent, and thus an increase in ion pair unpairing at near neutral pH will direct the stereochemistry of internal return product toward racemization. Accordingly, the environment that results in the rapid exchange of original counteranion in the hydrolysis of **6** is also responsible for a decrease in the retention stereochemistry normally associated with internal return. A priori it might be anticipated that the greater dielectric constant of H<sub>2</sub>O relative to EtOH may also increase the extent

(39) The bidentate nature of the benzoate counterion may account for the difference in yields of 1- and 2-propyl benzoate conservation products from the thermolysis of **9** reported by Huisgen and Ruchardt.<sup>21</sup>

(40) (a) Moss, R. A.; Reger, D. W.; Emery, E. M. *J. Am. Chem. Soc.* **1970**, *92*, 1366-1369. (b) Moss, R. A.; Fritz, A. W.; Emery, E. M. *J. Org. Chem.* **1971**, *36*, 3881-3885.

(41) It has been previously reported that both the yield and stereochemistry of 2-octanol formed in the hydrolysis of octane-2-diazotate under basic conditions are unaffected by carrying out the reaction in 7 M NaN<sub>3</sub> and that the yield of 2-octyl azide was only 10% of the alcohol yield.<sup>14</sup>

(42) The small yields of propyl azide make it impossible to detect slight changes in the azide ratio.

(43) Cohen, T.; Botelho, A. D.; Jankowski, E. J. *J. Org. Chem.* **1980**, *45*, 2839-2847.

(44) To avoid ambiguity it is assumed that the anion is immobile and the face of the carbocation closest to the anion is the frontside. The stereochemistry of this process on the basis of starting material is ambiguous since cation rotation within the ion complex can cause frontside attack to yield retained as well as inverted stereochemistry.

(45) Frontside attack by solvent H bonded to the anion within the nitrogen-separated ion pair has been proposed.<sup>14,38,40</sup>

(46) (a) Bender, M. L.; Glasson, W. A. *J. Am. Chem. Soc.* **1959**, *81*, 1590-1597. (b) Jencks, W. P.; Gilchrist, M. *Ibid.* **1968**, *90*, 2622-2637.

(47) Cohen et al.<sup>43</sup> specifically use simple ion pair species in their discussion but acknowledge that "an array of nitrogen-separated ion pairs" may be as likely.

(48) Other evidence against a displacement reaction in the 1-phenylethyl series can be found (ref. 38 and: Huisgen, R.; Ruchardt, C. *Justus Liebigs Ann. Chem.* **1956**, *601*, 21-39).

of ion pair unpairing. However, the stereochemical outcome resulting from the internal-return pathway was not significantly altered by nonpolar solvent when **8** was treated with triethylxonium tetrafluoroborate in  $\text{CH}_2\text{Cl}_2$ .<sup>19</sup>

A remaining question is to determine which species—a nitrogen-separated or a simple ion pair—is responsible for the reaction's stereochemistry. Moss, in a series of elegant papers on the solvolytic chemistry of *sec*-alkanediazotates, has argued that nitrogen-separated ion pairs play the key role in the stereochemistry of diazotic acid reactions.<sup>14,40,49</sup> Although the significance of this species cannot be unequivocally ruled out, the solvolysis of 1-phenylethyl chloride in water affords 1-phenylethanol with 17.5% net inversion,<sup>50</sup> a value extremely close to that in Table I for the hydrolysis of **6**. As discussed above, even with a primary alkyl group, i.e., optically active **10**, the products from deamination of the amine and solvolysis of the corresponding benzoate ester show virtually the same stereochemistry.<sup>24</sup> Again, we suggest that stereochemical control is exerted after nitrogen extrusion at the ion pair level.

A final point may be made as to whether the ionization of 1-phenylethanediazotic acid to a nitrogen-separated ion pair is a two-step<sup>51</sup> or concerted process.<sup>10</sup> The rapid exchange of <sup>18</sup>O

label at near neutral pH implies a nonconcerted process, despite the stability of the 1-phenylethyl cation. In basic media the rate of C-N and N-O bond cleavage may be fortuitously similar, as evidenced by the yield of conservation product. However, this is not formally a concerted reaction that does not proceed via an intermediate with a potential energy well.<sup>52,53</sup>

**Acknowledgment.** This investigation was supported by the National Cancer Institute, National Institutes of Health (Grant CA29088). We are thankful to Drs. Michael Gross and Frank Crow of the Midwest Center for Mass Spectrometry at the University of Nebraska—Lincoln, which is supported under the National Science Foundation Regional Instrumentation Facilities Program, and to Dr. Phillip Issenberg and Steve Miller for mass spectroscopic analyses.

**Registry No.** **1**, 89017-33-4; **2**, 89017-34-5; **3**, 53198-41-7; **4**, 19935-85-4; **5**, 87549-57-3; **6**, 33290-13-0; **7**, 107-10-8; **8**, 30237-04-8; <sup>18</sup>O, 14797-71-8;  $\text{N}_3^-$ , 14343-69-2;  $\text{NaN}_3$ , 26628-22-8; (+)- $\text{PhC}(\text{OCH}_3)(\text{CF}_3)\text{C}(\text{O})\text{Cl}$ , 20445-33-4; (*R,R*)- $\text{PhC}(\text{OCH}_3)(\text{CF}_3)\text{C}(\text{O})\text{OCH}(\text{CH}_3)\text{Ph}$ , 39532-30-4; (*R,S*)- $\text{PhC}(\text{OCH}_3)(\text{CF}_3)\text{C}(\text{O})\text{OCH}(\text{CH}_3)\text{Ph}$ , 61184-95-0; (*R,R*)- $\text{PhC}(\text{OCH}_3)(\text{CF}_3)\text{C}(\text{O})^{18}\text{OCH}(\text{CH}_3)\text{Ph}$ , 89017-35-6; (*R,S*)- $\text{PhC}(\text{OCH}_3)(\text{CF}_3)\text{C}(\text{O})^{18}\text{OCH}(\text{CH}_3)\text{Ph}$ , 89017-36-7; 1-phenylethanol, 98-85-1; nitrosylpentacyanoferrate(III), 14636-58-9; 1-propanol-<sup>18</sup>O, 89017-37-8; 2-propanol-<sup>18</sup>O, 73569-91-2.

(49) Moss, R. A. *Acc. Chem. Res.* **1974**, *7*, 421-427.

(50) Hughes, E. D.; Ingold, C. K.; Scott, A. D. *J. Chem. Soc.* **1937**, 1201-1208.

(51) White, E. H.; Field, K. W. *J. Am. Chem. Soc.* **1975**, *97*, 2148-2153.

(52) More O'Ferrall, R. A. *J. Chem. Soc. B* **1970**, 274-277.

(53) Jencks, W. P. *Acc. Chem. Res.* **1980**, *13*, 161-169.

## Reactivity of Free Cyclopentadienone in Cycloaddition Reactions

F. Gaviña,\* A. M. Costero, P. Gil, and S. V. Luis

*Contribution from the Departamento de Química Orgánica, Colegio Universitario de Castellón, Universidad de Valencia, Castellón de la Plana, Spain. Received July 5, 1983. Revised Manuscript Received November 4, 1983*

**Abstract:** Reactions of polymer-generated free cyclopentadienone with several dienes and dienophiles are studied, giving yields and rate constants for each one. A new method for lifetime measurements of transient species is also described, showing its application to the elusive ketone.

Studies of cyclopentadienone (II) have been recently carried out by our group using the three-phase test.<sup>1</sup> The elusive ketone was generated from an insoluble polymer-bound precursor (I) and trapped by a second solid phase by using Diels-Alder reactions (Scheme I).

Thus, the ability of cyclopentadienone to react as a diene or as a dienophile in Diels-Alder reactions has been demonstrated. Consequently, the next step in the study of the reactivity of cyclopentadienone was to know how the nature and structure of trapping agents could influence the rate and yield of their pericyclic reactions with the ketone. It was also interesting to study the lifetime of free cyclopentadienone in the absence of any trapping agent.

### Results and Discussion

Radioassay provides a convenient method for monitoring reactions on solid phases. Thus, cyclobutadiene<sup>2</sup> and metaphosphate<sup>3</sup>

transfers were determined by using radioassay procedures. In this way, tritiation of polymeric precursor I was accomplished as shown in Scheme II. According to Korach,<sup>4</sup> 1,3-cyclopentadiene gave the monoepoxide VI, from which diol VII was formed by reaction with tritiated water. Dehydration of VII, followed by a keto-enol tautomerism, gave tritiated cyclopentenone which was brominated with NBS and then bounded to the solid phase as described.<sup>1</sup>

Radioassay of solid phase I indicated its functionalization degree; 4.5 mequiv/g of the cyclopentenone moiety was found to be polymer bound.

**Dienophiles.** Besides the previously<sup>1</sup> used polymeric monoester of acetylenedicarboxylic acid (IV), four solid-phase reagents have been tested by us as dienophilic trapping agents for cyclopentadienone: the polymeric monoester of maleic acid (VIII), the N-resin maleimide (IX), the polymeric crotonic ester (X), and the polymeric ester of 4-carboxy-2',4'-dihydroxyazobenzene (XI).

(1) Gaviña, F.; Costero, A. M.; Gil, P.; Palazón, B.; Luis, S. V. *J. Am. Chem. Soc.* **1981**, *103*, 1797-1798.

(2) Rebek, J.; Gaviña, F. *J. Am. Chem. Soc.* **1975**, *97*, 3453-3456.

(3) Rebek, J.; Gaviña, F.; Navarro, C. *J. Am. Chem. Soc.* **1978**, *100*, 8133-8117.

(4) Korach, M.; Nielson, D. R.; Rideout, W. H. "Organic Synthesis"; Wiley: New York, 1973; Collect. Vol. V, pp 414-417.